

## LED WASH FIXTURES

### COLORDASH BATTEN

- Compact LED Wash
- RGB color mixing
- 24 - 1W LEDs
- Beam angle: 14°
- 3 to 13 channel DMX
- DMX or Standalone Control
- Size: 17.5" x 3.1" x 7.4" • Weight: 7.9 lbs



Quantity Available: 34

### COLORADO BATTEN 72

- RGBWA Linear LED Wash
- 3 to 15 channel DMX
- 72 - 1W LEDs
- Size: 38.9" x 2.9" x 6.1" • Weight: 9.8 lbs
- Beam angle: 40.1°



Quantity Available: 18

### LED PAR 38 TRI

- 7 - 3W Tri-color LEDs
- RGB color mixing
- DMX or Standalone
- Beam angle: 22°



Qty Available: 22 (4 chrome, 18 black)

### LED PAR 64-36B

- 36 - 1W LEDs
- RGB color mixing
- DMX or Standalone
- Beam angle: 18°



Quantity Available: 6

### COLORADO 1

- LED Wash
- RGB color mixing
- 3, 4 or 9 DMX channel
- 35 - 1W LEDs
- Beam angle: 13°
- Weight: 9.5 lbs



Quantity Available: 4 *Outdoor rated*

### COLORADO 3P

- LED Wash
- 3 to 12 DMX ch.
- 72 - 1W LEDs
- RGB color mixing
- Weight: 18 lbs
- Beam angle: 14.4° / Field angle: 30.8°



Quantity Available: 1 *Outdoor rated*

### COLORADO 1 TRI IP

- LED Wash
- RGB color mixing
- 3, 4, 5 or 10 DMX ch.
- 14 - 3W RGB LEDs
- Beam angle: 17°
- Weight: 10.6 lbs



Quantity Available: 4 *Outdoor rated*

### COLORDASH ACCENT

- Standalone or DMX
- RGB color mixing
- 7 - 1W LEDs
- Beam angle: 20°



Quantity Available: 4

## MOVING HEAD FIXTURES

### LEGEND 3000

- 250 watt spot fixture (arc lamp)
- 14 DMX Channels
- 570° pan / 270° tilt (16 bit)
- Variable strobe/shutter
- 11 colors plus white
- Rotating gobo wheel - 6 gobos
- Static gobo wheel - 9 gobos
- 3-facet rotating prism
- Motorized focus



Quantity Available: 8

### Q-WASH 260 LED

- 12 DMX channels
- Extremely fast movement
- Incredibly bright
- 37 high power CREE LEDs (13 red, 12 green, 12 blue)
- RGB color mixing
- Narrow 6° Beam (ACL type effect)
- Weight: 14.5 lbs



Quantity Available: 8

### Q-WASH LED

- 10 DMX channels
- LED washlight
- RGB color mixing
- 18 1W LEDs (6 red, 6 green, 6 blue)
- Beam angle: 12°
- Field angle: 26°
- Weight: 19.6 lbs



Quantity Available: 2

## CONVENTIONAL FIXTURES / PIN SPOTS

### ETC SOURCE FOUR ELLIPSOIDAL

- 575w (375w and 750w available upon request)
- Lens Tubes: 19°, 26° 36° and 50°
- Stage Pin plug (adapters available for edison)
- Gel Frames, Pattern Holders



Quantity Available: 16

### PAR 56

- Par 56 Cans - Black
- 300 watt lamps
- Edison plug
- Gel Frame
- Floor bases available



Quantity Available: 14

### PAR 38 SHORT

- Par 38 Cans - Black
- 25° (flood) & 10° (spot)
- 90 watt lamps
- Edison plug
- Gel Frame



Quantity Available: 24

### PAR 16 "BIRDIE"

50 watt



Qty Available: 20

### PIN SPOTS

#### LED Pinspot 2

- 3 watt LED
- 6° or 9° Beam



Qty Available: 48

#### Par 36

30 watt



Qty Available: 2

#### PocketSpot LED

- 4 watt LED
- 6° Beam (soft edged)



Qty Available: 8

#### LED Pinspot

- 3 watt LED
- 9° Beam



Qty Available: 8

### MARTIN PR-1 LOGO/IMAGE PROJECTOR

- 250w lamp
- Color slot
- Rotating gobo (steel or glass)
- Uses D size gobos
- 25°, 32° or 43° lenses available.
- Wired Remote Control



Quantity Available: 1

Custom gobos available.

## ELLIPSOIDAL ACCESSORIES

### ROSCO I-CUE INTELLIGENT MIRROR

- DMX controllable intelligent mirror for use with Source Four Ellipsoidal fixtures.
- \* 8 or 16 bit pan/tilt
  - \* Power supplies compatible with DMX Iris (below).



Quantity Available: 2

### GAM FILM/FX MODULE

- A variety of film loops are available for simulating rain, snow, clouds, fire and more.



- Inserts into a Source Four Ellipsoidal effects slot.

Quantity Available: 2

### CITY THEATRICAL DMX IRIS

- DMX controllable Iris. Inserts into a Source Four Ellipsoidal effects slot. (compatible with I-Cue shown above)



Quantity Available: 2

### GOBOS & ACCESSORIES

- A variety of gobos, pattern holders, & gels are available upon request.



## DIMMER PACKS

### ETC SMARTPACK PORTABLE 1210

- 12 dimmer chan
- 10 amps/chan
- Edison Out  
*(can adapt to Stage Pin or Socapex)*
- 60A single phase 120v/240v on Series 15 CamLok
- \* PD rack case with edison, L14-20, L14-30 outputs.



Qty available: 1

### CHAUVET DMX-4

- Portable 4 channel packs
- 5 amps/chan
- 15 amps total per pack
- Edison In / Out



Qty available: 3

## DMX CONTROLLERS

### ETC SMARTFADE ML



- Two DMX Universes (1,024 outputs)
- Up to 24 intelligent lights & 48 dimmer channels
- “Fan”, built-in dynamic effects, linear effects
- 24 groups, 24x3 palettes (focus, color, beam)

Qty available: 1

### LANBOX LCX DMX CONTROLLER

- DMX512
- DMX In / Out
- MIDI In / Out
- USB, Ethernet
- External I/O



Qty available: as needed

### ETC SMARTFADE 1248

- 48 channels
- 24 groups
- One Universe
- 4 Sequence faders x 12 pages



Qty available: 1

### WIRELESS DMX

- Transmit/Receive DMX512 data
- 2 selectable frequencies (915MHz/916MHz)
- Functions as transmit or receive
- Requires two units for operation
- Can have multiple receivers
- Up to 393 ft. range (unobstructed)



Qty available: 18

#### 2.4GHz Units

Qty available: 2

## LASERS

### CHAUVET SCORPION RG LASER

- 8-channel DMX control
- 41 dynamic and 50 static patterns
- Red/Green Lasers
- 10mW “Fat Beam” laser produces a 10-14mm beam width
- Class IIIa
- No variance required



Qty available: 4

## TRUSS & RIGGING

### OPTI TRILITE TRUSS

Trillite 210 lightweight truss.

- 2" Tubing
- 10" Box or Triangular

Available pieces:

- 6 - 3 meter 210B (Box) sections
- 6 - 2 meter (6' 6 3/4") 210T sections
- 2 - 4 ft. 210T sections
- 3 - 31.5" 210T sections
- 2 - 90° 210T corners
- 6 - 210T Floor Bases (4 with oversized base)
- 4 - 210B Floor Bases
- 20 - Hook on attachments (various lengths)



### APPLIED EURO TRI TRUSS

Architectural Truss

- 12" Triangular
- 2" Tubing




24"x24" wooden bases available for all truss types for vertical use

Available pieces:  
4 - 10 ft. sections

### BEAM CLAMPS, SPANSETS, CLAMPS

- Mega-Beam Clamps
- Beam Clamps
- Spansets
- Shackles
- Mega-Clamps
- Mini-Claws
- Floor Bases
- Scissor Clamps (for suspended ceiling mount)



### CM PROSTAR CHAIN MOTORS

- 1/4 ton capacity
- 60 ft. chain
- 120v operation
- L5-20 Twistlock or Edison power
- L15-20 Control
- Road case (2 per case)

Available Accessories:

- Motor cables - 100', 150', 200'
- Pickles or Motor Controller
- Beam Clamps, Spansets, shackles

Qty Available: 4



### APPLIED CHAIN MOTOR CONTROL

- 8 Channel
- 110v/220v single phase; 50 amp twistlock input
- For 110v single phase motors
- CEEP-7 outputs
- Adapters for Dual Twist
- Full magnetic circuit breakers
- Rolling Pelican case
- Individual "Bump" buttons
- Dual microprocessor design
- LED direction indicators
- 50' remote cable
- Motor cables available in 100', 150', 200'



## POWER & DMX DISTRIBUTION / CABLE

### POWER DISTRIBUTION, CABLING

- \* Power Distro / Dimmer Rack
- \* L14-20 120v/240v cabling and breakouts
- \* Edison power cable (various lengths)
- \* Edison power strips, twofers, threefers

### SOCAPEX, BREAK-INS, BREAK-OUTS

- \* Socapex cabling
- \* Edison to Socapex Break-Ins
- \* Stage Pin Socapex Break-Outs
- \* Stage Pin to Edison, Edison to Stage Pin adapters
- \* Stage Pin to Edison twofers

### DMX SPLITTERS, CABLING

- \* DMX opto-splitters (3 pin and 5 pin)
- DMX merger (2 in, 1 out; 3 pin)
- \* DMX 3 pin cable (over 1,700 ft. in various lengths)
- \* DMX 5 pin cable
- 4 pin data/power cable (for I-Cues, DMX Iris)
- \* DMX adapters

### ROSCO PSU-200W

- \* Power supply for I-Cue, DMX Iris, and various Apollo & Wybron effect accessories
- \* 4 XLR outputs & returns

## SPECIALTY LIGHTING


### CHAUVET "BLACK SHADOW"

- High powered 400-watt Blacklight Cannon
- Long Throw
- Coverage up to 70 ft x 60 ft



Qty available: 2

### CHAUVET "OCEANA"



- 2-channel DMX effect
- 40 light/dark blue lenses
- Projects a wave-like pattern of blue multi-rays with a "S" shaped lamp rotating on axis.

Qty available: 2

### CHAUVET COLORTUBE 2.0

- 144 ultra bright LEDs
  - Colors: red, green, yellow, blue, purple, cyan, white
  - 40" long x 2.3" wide
  - Link multiple tubes together to form one large tube.
- (DMX control with Color Controller 2.0)*



Tubes available: 28  
Controllers available: 3



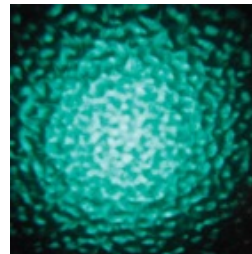
### CHAUVET LED "BOB"

- Simulated Flame Effect
- 66 Orange/Blue LEDs
- Table support, hanging chain, or fit into a column or prop



Qty available: 4

### CHAUVET "DMX ABYSS"



- 1 DMX Channel
- Simulated rippling water effect
- 11 dichroic color plus white

Qty available: 2

### CHAUVET COLORBAR

- 96 LEDs
- 5-17 DMX Channels
- Full RGB color mixing
- Low power consumption
- 47.25" x 8" x 4.5"
- 4 individually controllable panels per unit




Qty available: 4

## THEATRE & STAGE ACCESSORIES

### STAGEBOT ROBOTIC PLATFORM/PROP MOVER

- 156 in lbs torque at each wheel
- Top speed: 7.4 ft/sec
- Robot weight: 155 lbs
- 6 3/4" high x 24" x 28"
- Sliding hitch pins
- 6" or 8" wheels
- 90 minute run time
- Proportional skid steering
- Remote radio control
- Move platforms up to 1,000 lbs



Quantity Available: 3

### MIRROR BALLS

- 12" Mirror Ball with Motor Ring
- Mirror Ball Motors Available
- Pin Spots Available



Quantity Available: 2